

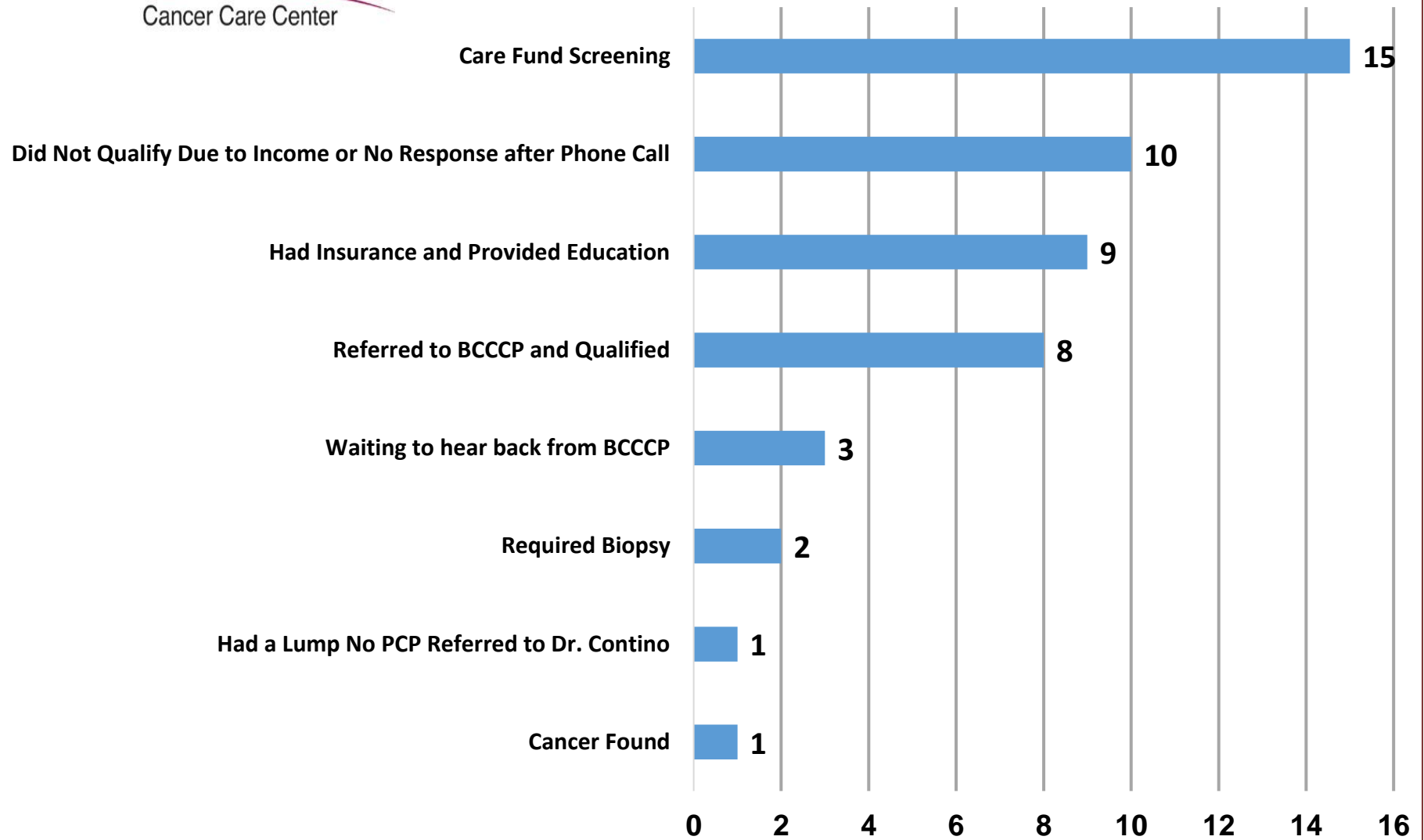
Covenant Cancer Care Center 2017 Public Reporting of Outcomes





CoC Standard 4.2 Screening Programs

Breast Screening 2017 Results and Number of Cases



CoC Standard 4.8 Quality Improvements

Each calendar year, the cancer committee, under the guidance of the Quality Improvement Coordinator, implements two cancer care improvements. One improvement is based on the results of a quality study completed by the cancer program that measures the quality of cancer care and outcomes. One improvement can be based on a completed study from another source. Quality improvements are documented in the cancer committee minutes and shared with the medical staff and administration.

Covenant Quality Improvement #4 For Calendar Year 2017 Breast Pre-Operative Instruction Class

Development Components

<p>Action taken, process implemented or service created that improved cancer care.</p>	<p>Through support of a generous donation a breast pre-operative instruction class was developed in order to improve the overall outcomes for breast patients. Through planning meetings and discussions it was determined to have the class on a trial basis for three months and monitor outcomes, patient satisfaction and patient feedback. The pre-op instruction class takes place every other Friday from 10AM-12PM. The class is designed for the patient to meet privately with the Nurse Navigator, Dietician, and Physical Medicine and Rehabilitation Specialists. The patient receives information related to healthy eating, pre-op assessment, surgery, post-op care, lymphedema, bra prosthesis, resources in the community, reconstructive surgery, exercises etc. The patient has pre-op arm measurements taken and documented for lymphedema monitoring.</p>
--	---

Implemented as a result of data collected from a quality study conducted by the cancer committee

Implemented based on any study or relevant data source.

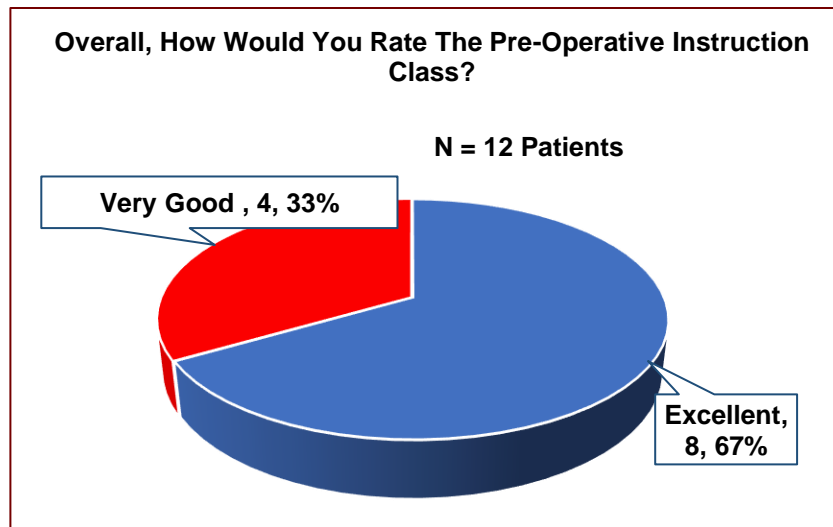
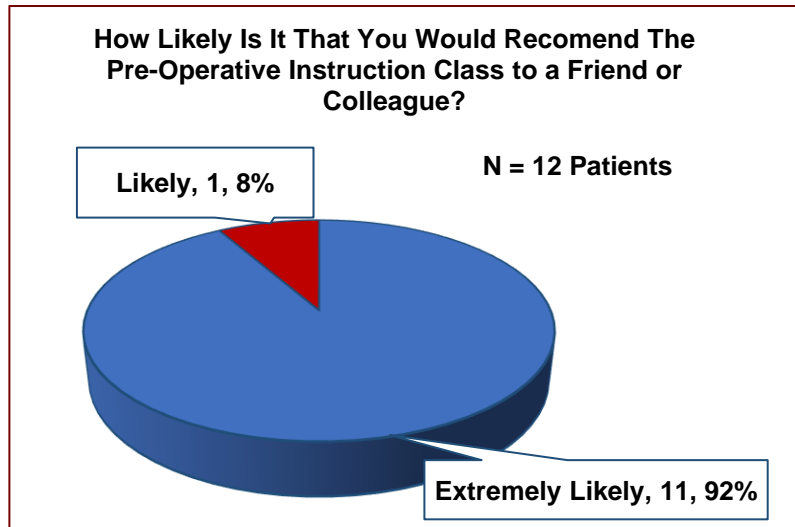
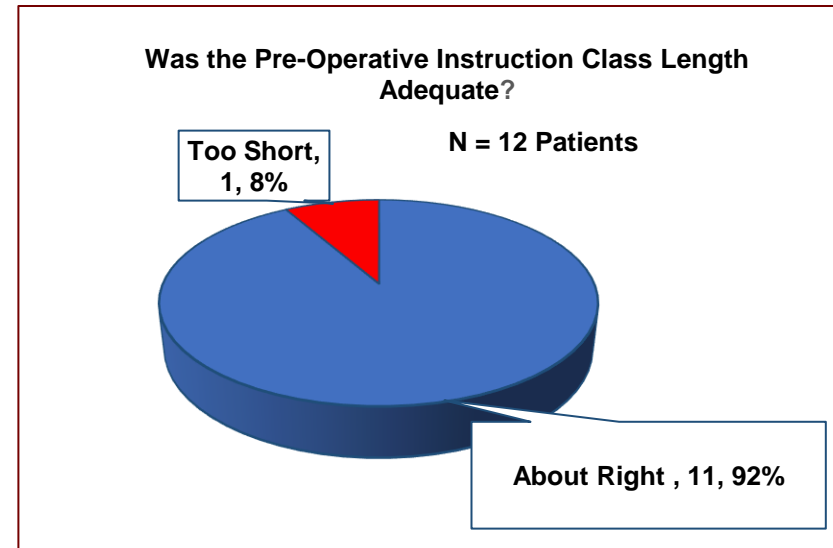
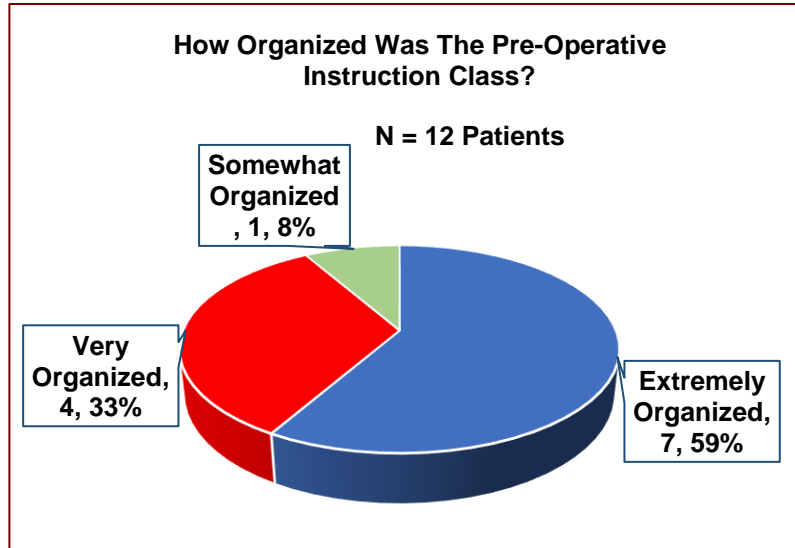
Source of quality improvement:	
<p style="margin: 0;">Actions based on analysis and findings of a quality study under Standard 4.7</p>	<input type="checkbox"/>
<p style="margin: 0;">Actions to address substandard patient care or process performance</p>	<input type="checkbox"/>
<p style="margin: 0;">Changes to improve upon acceptable patient care or process performance</p>	<input checked="" type="checkbox"/>

CoC Standard 4.8 Quality Improvements

Each calendar year, the cancer committee, under the guidance of the Quality Improvement Coordinator, implements two cancer care improvements. One improvement is based on the results of a quality study completed by the cancer program that measures the quality of cancer care and outcomes. One improvement can be based on a completed study from another source. Quality improvements are documented in the cancer committee minutes and shared with the medical staff and administration.

Covenant Quality Improvement #4 For Calendar Year 2017 Breast Pre-Operative Instruction Class

Analyze and Document - Required Steps		
Number	Step	Covenant Document
1	Describe the cancer-related Quality Improvement:	A survey was developed to determine if the pre-op instruction class improved outcomes, patient satisfaction, and decreased patient anxiety. To date twelve patients have participated in the class and the feedback has been favorable. Monitoring will be ongoing and the class will be continuously evaluated.
2	Date the QI was discussed with cancer committee (mm/dd/yyyy).	December 5, 2017
3	Date the QI was communicated to Medical Staff and Administration (mm/dd/yyyy).	December 5, 2017
4	Date the QI was documented in the minutes (mm/dd/yyyy).	December 5, 2017



CoC 4.8 CY 2017 Quality Improvement #4

Breast Pre-Op Instruction Class Comments

Constructive Comments

"Informative, off to a good start, I like all the handouts it makes it easy to review things at home. Good, useful information."

"The team did a fantastic job!"

"I was glad to have the information because I was wondering about some of the questions of mine and they answered everything."

"Very Informative and was great to meet those who will be watching out for my medical care. They were all very nice and thank you."

"Excellent informative program printed material very helpful"

"Great Info"

Facts Learned

"What I would look like and how the tube works."

"The guide will disintegrate with radiation. Radiation is either 3wks or 6wks. (which I probably didn't recall being told!)"

"Nurse: few genetic testing come back positive" "Exercise important before surgery"

"about leader implant and dye infection"



CoC 4.8 Quality Improvement #1

Patients in the Cancer Care Infusion Therapy Department
Offered Smoking Cessation Resources

Outcome Results N = 22 Patients

